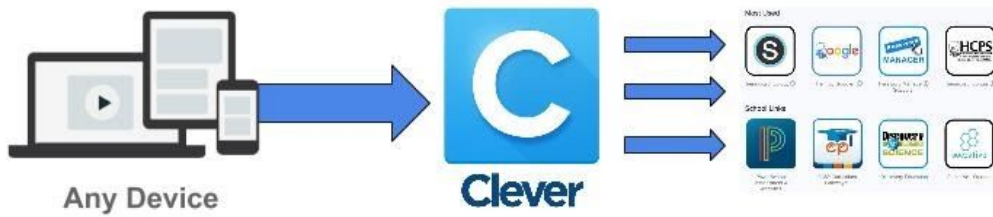


Family Access to Clever



What is Clever?

- Clever is a secure and customized menu of digital learning applications available to HCPS students based on school and grade level.
- The menu of applications within Clever includes Schoology, Google Drive, Password Manager, and many digital learning tools provided to HCPS students.

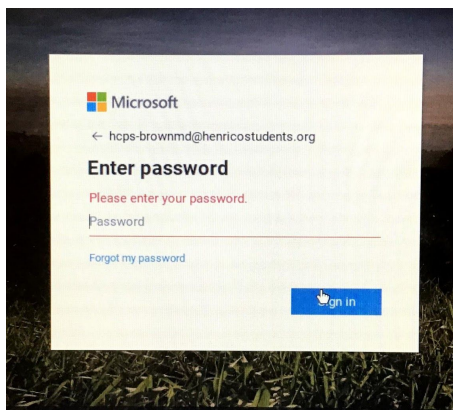
Family Access to Clever

- Families have the opportunity to access Clever via their student's account.
- Clever uses a student's Username and Password to authenticate the user and create the custom menu of applications to support learning **"Anytime, Anywhere."**
- Try to involve your student in assisting with logging into Clever.
- It is recommended that you bookmark Clever to make it easier to access.

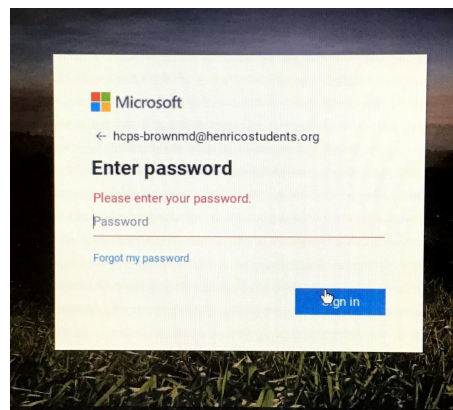
This will work on any browser on any smartphone, tablet, or computer.

1. Log out of all Google Accounts.
2. Go to <https://clever.com/in/henrico>
3. This page will open and you need to choose Login with Active Directory.

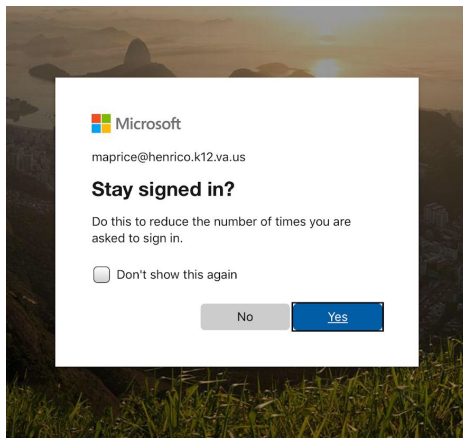
Login Clever with Computer	Login Clever With App
<p>Next, this screen will dropdown. Enter the student Google username hcps-@henricostudents.org</p>	<p>Next, this screen will dropdown. Enter the student Google username hcps-@henricostudents.org</p>



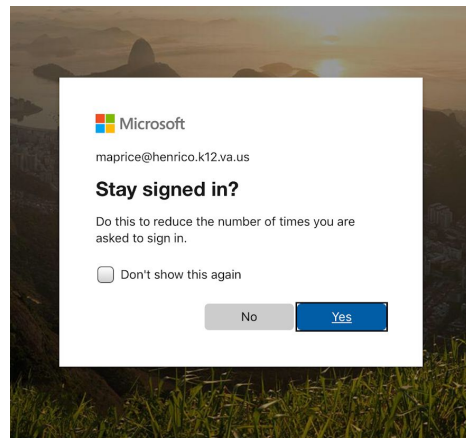
Enter your student password



Enter your student password



Choose to stay signed in if it is your home device.



Choose to stay signed in if it is your home device.

4. Enter your student credentials*
 - a. Username (*hcps-*, does not change)
 - b. Password (*student initials and lunch code*)
5. You should then see the Clever menu of applications.
6. If you plan to use Schoology, first click the Henrico Google link and sign in to your student's HCPS Google account (using student credentials*), then click on the Henrico Schoology link.

Note: If you have the student's Clever Badge you can Choose the log in with Clever Badge and scan that using your computer webcam or your Mobile device Camera. Using this method you will not need to enter the student Username or Password. However, you will not be able to access the students Google account or Schoology Account until you follow the steps above after choosing Drive or Schoology from the Clever Menu